

Treasurers Financial Report

Debbie Rice CCT/CIO

County Treasurer & Chief Investment Officer

May 2017

CASH & INVESTMENTS

First Financial Bank Accounts

Account Number	Account Title	Beginning Balance	Payments	Investments	Ending Balance
XX-X619-8	General Fund	\$13,925,959.90	\$5,085,829.05	\$6,948,985.96	\$12,062,802.99
NOW XXXXX4588	General Fund Now Account	\$17,236,287.32	\$5,809.98	\$505,287.32	\$16,736,809.98
XX-X654-5	Treasurer Clearing Account (CCC)	\$249,010.47	\$309,248.28	\$280,755.63	\$277,503.12
8610 XXXXX48311	Community Development Block Grant	\$0.00	\$0.00	\$0.00	\$0.00
Total Checking		\$31,411,257.69	\$5,400,887.31	\$7,735,028.91	\$29,077,116.09

Cash Balance by Fund

Fund	Account Title	Beginning Balance	Payments	Investments	Ending Balance
0100	General Fund	\$2,626,344.98	\$3,052,553.74	\$4,566,282.57	\$1,112,616.15
0140	Law Library	\$161,713.83	\$9,057.12	\$12,315.74	\$158,455.21
0150	Road & Bridge #1	\$621,572.77	\$53,837.30	\$307,001.88	\$368,408.19
0160	Road & Bridge #2	\$1,092,911.89	\$51,014.73	\$59,441.04	\$1,084,485.58
0170	Road & Bridge #3	\$600,804.27	\$63,007.48	\$120,871.19	\$542,940.56
0180	Road & Bridge #4	\$1,149,596.30	\$88,262.29	\$156,070.00	\$1,081,788.59
0200	County Projects	\$59,006.63	\$41.86	\$0.00	\$59,048.49
0210	Records Mgt - Co Clerk	\$910,678.15	\$31,439.67	\$11,420.66	\$930,697.16
0220	Records Mgt - County	\$393,100.83	\$4,421.87	\$3,485.98	\$394,036.72
0225	Vital Statistics Preservation	\$110,489.40	\$641.00	\$0.00	\$111,130.40
0240	Election Services Contracts	\$299,403.25	\$14,077.69	\$1,447.33	\$312,033.61
0250	STOP Federal Forfeitures	\$4,426.18	\$3.14	\$0.00	\$4,429.32
0260	DA Forfeiture Funds	\$110,432.97	\$78.34	\$0.00	\$110,511.31
0270	JOCO Seizure Funds	\$5,720.35	\$4.06	\$0.00	\$5,724.41
0280	Sheriff Forfeiture Fund	\$9,880.90	\$7.01	\$0.00	\$9,887.91
0300	Special Crimes Ops	\$164,843.94	\$334.02	\$0.00	\$165,177.96
0320	Special Crimes Seizures	\$113,060.25	\$1,037.68	\$0.00	\$114,097.93
0330	JJAEP	\$139,693.70	\$3,189.67	\$18,119.63	\$124,763.74
0340	Juvenile Case Manager Fund	\$117,972.91	\$3,463.29	\$3,865.82	\$117,570.38
0350	Juvenile Probation Fees	\$31,042.45	\$421.16	\$0.00	\$31,463.61
0355	Unclaimed Juvenile Restitution Fund	\$315.55	\$167.28	\$0.00	\$482.83
0360	JP #1 Technology	\$142,674.64	\$1,224.53	\$37.99	\$143,861.18
0370	JP #2 Technology	\$49,849.67	\$257.54	\$38.04	\$50,069.17
0380	JP #3 Technology	\$74,648.30	\$884.71	\$913.99	\$74,619.02
0390	JP #4 Technology	\$98,505.06	\$462.21	\$0.00	\$98,967.27
0400	Courthouse Security	\$24,660.66	\$6,855.63	\$272.50	\$31,243.79
0410	Justice Court Security	\$78,623.12	\$698.18	\$0.00	\$79,321.30
0420	Custodial Funds	\$70,854.50	\$1,919.88	\$1,647.00	\$71,127.38
0450	Co Clerk Records Preservation	\$430,942.97	\$31,075.70	\$0.00	\$462,018.67
0460	Dist Clerk Records Preservation	\$66,529.58	\$1,154.23	\$0.00	\$67,683.81
0470	Cty & Dst Clerk Technology Fund	\$18,429.77	\$511.54	\$2,550.00	\$16,391.31
0480	Court Records Preservation Fund	\$224,127.59	\$3,019.08	\$0.00	\$227,146.67
0490	Dst Crt Records Technology Fund	\$114,437.95	\$2,416.20	\$0.00	\$116,854.15
0500	Pecan Valley MHMR	\$0.00	\$0.00	\$0.00	\$0.00
0520	Disaster Recovery	\$0.00	\$0.00	\$0.00	\$0.00
0530	Capital Murder Fund	\$323,345.32	\$229.38	\$0.00	\$323,574.70
0550	Indigent Health Care	\$1,397,790.06	\$15,125.01	\$85,848.88	\$1,327,066.19
0590	Unclaimed Money	\$24,701.91	\$0.00	\$0.00	\$24,701.91
0600	Right of Way Fund	\$252,401.44	\$179.05	\$0.00	\$252,580.49
0720	Courthouse Restoration	\$61,139.69	\$43.37	\$0.00	\$61,183.06
0750	Equipment Purchase	\$266,361.23	\$171.01	\$58,117.41	\$208,414.83
0800	LEC Interest & Sinking	\$815,965.01	\$578.83	\$0.00	\$816,543.84
0850	Equipment Int. & Sinking Fund	\$18,740.71	\$10,005.15	\$26,299.00	\$2,446.86
0880	Criminal State Fees Fund	\$123,826.73	\$138,901.58	\$386.13	\$262,342.18
0890	Historical Commission	\$30,948.87	\$20.04	\$8,250.99	\$22,717.92
0970	Fee Officers Fund	(\$245,714.35)	\$604,797.83	\$624,342.41	(\$265,258.93)

1020	Pre-Trial Bond Supervision	\$119,399.11	\$14,111.43	\$14,391.15	\$119,119.39
1110	Special Crimes Ops	\$94,620.65	\$63.46	\$10,922.40	\$83,761.71
7010	Jail C5 Construction	\$1,661.96	\$100,000.00	\$101,661.96	\$0.00
7012	Jail C1 Construction	\$42,399.23	\$518,880.19	\$492,909.69	\$68,369.73
7050	Construction Projects	\$156,120.00	\$0.00	\$1,477.50	\$154,642.50
7060	Software Projects	\$126,191.50	\$89.52	\$0.00	\$126,281.02
8230	Emergency Ops Center Grant	\$0.00	\$0.00	\$0.00	\$0.00
8300	HAVA Grant	\$0.77	\$0.00	\$0.00	\$0.77
8400	Cities Readiness Grant	\$22,235.55	\$0.00	\$153.17	\$22,082.38
8710	Edward Byrne (JAG) Local Solicitation	\$0.00	\$0.00	\$0.00	\$0.00
8730	SO Body Cams	\$63,724.00	\$0.00	\$0.00	\$63,724.00
8760	2013-14 Byrne JAG - Crime Reporting	\$0.00	\$0.00	\$0.00	\$0.00
8770	2014-15 Byrne JAG - Crime Scene Van	\$0.00	\$0.00	\$0.00	\$0.00
9020	Juvenile Operations	\$0.00	\$41,254.98	\$41,254.98	\$0.00
9220	Community Supervision	\$0.00	\$213,773.03	\$213,773.03	\$0.00
9350	TCEQ LIP Grant	\$19,260.00	\$0.00	\$0.00	\$19,260.00
9380	Indigent Defense Formula Grant	\$59,607.33	\$42.28	\$0.00	\$59,649.61
9390	Indigent Defense Improvement Grant	\$33,937.87	\$23.08	\$3,415.90	\$30,545.05
9450	TCEQ Aircheck	\$0.00	\$0.00	\$0.00	\$0.00
	Total General Fund	\$13,925,959.90	\$5,085,829.05	\$6,948,985.96	\$12,062,802.99

FFB Trust and Asset Management Account Detail

		72.72727273%	\$29,960.46	\$	205,000.73	\$	7,862,759.94
B0100	General Fund						
B0150	Road & Bridge #1	4.54545455%	\$1,872.53	\$	12,812.55	\$	491,422.50
B0160	Road & Bridge #2	0.90909091%	\$374.51	\$	2,562.51	\$	98,284.50
B0170	Road & Bridge #3	2.72727273%	\$1,123.52	\$	7,687.53	\$	294,853.50
B0180	Road & Bridge #4	3.63636364%	\$1,498.02	\$	10,250.04	\$	393,138.00
B0210	Records Management - Clerk	2.72727273%	\$1,123.52	\$	7,687.53	\$	294,853.50
B0220	Records Management - County	0.90909091%	\$374.51	\$	2,562.51	\$	98,284.50
B0550	Indigent Health	5.45454545%	\$2,247.03	\$	15,375.06	\$	589,707.00
B0600	Right of Way	6.36363636%	\$2,621.54	\$	17,937.57	\$	687,991.50
			\$41,195.64	\$	281,876.03	\$	10,811,294.94
	Total Cash and Bonds			\$		\$	11,093,170.97

TexasClass Detail


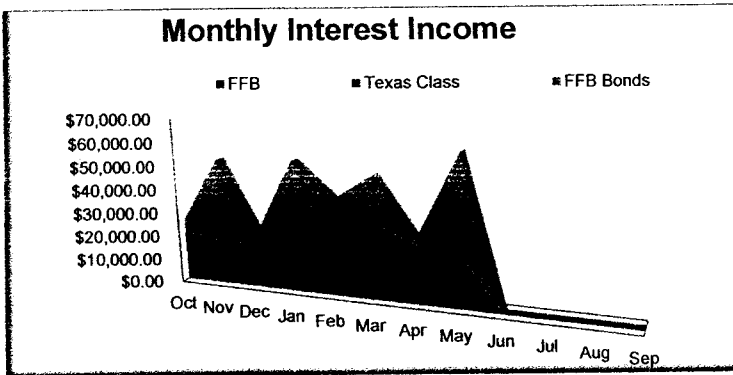
Account	Account Description	Account Code	Beginning Balance	Expenses	Revenues	Ending Balance
TC0001	XXXXX-0263-0001	General Fund (0100)	\$2,111,875.30	\$1,947.24	\$0.00	\$2,113,822.54
TC0002	XXXXX-0263-0002	Road & Bridge #1 (0150)	\$1,821,015.70	\$1,679.02	\$0.00	\$1,822,694.72
TC0003	XXXXX-0263-0003	Road & Bridge #2 (0160)	\$949,019.73	\$875.04	\$0.00	\$949,894.77
TC0004	XXXXX-0263-0004	Road & Bridge #3 (0170)	\$1,353,898.58	\$1,248.34	\$0.00	\$1,355,146.92
TC0005	XXXXX-0263-0005	Road & Bridge #4 (0180)	\$1,221,679.72	\$1,126.43	\$0.00	\$1,222,806.15
TC0007	XXXXX-0263-0007	Indigent Healthcare (0550)	\$1,032,449.40	\$951.95	\$0.00	\$1,033,401.35
TC0008	XXXXX-0263-0008	Right of Way (0600)	\$509,074.23	\$469.39	\$0.00	\$509,543.62
TC0009	XXXXX-0263-0009	Jail C5 Construction (7010)	\$1,025,622.50	\$0.00	\$1,025,622.50	\$0.00
TC0010	XXXXX-0263-0010	CC Records Preservation (0450)	\$606,413.68	\$559.13	\$0.00	\$606,972.81
TC0011	XXXXX-0283-0011	Jail C1 Construction (7012)	\$4,178,774.13	\$930,012.58	\$500,000.00	\$4,608,786.71
TC0012	XXXXX-0263-0012	Capital Murder (0530)	\$883,542.85	\$814.64	\$0.00	\$884,357.49
TC0013	XXXXX-0263-0013	Software Projects (7060)	\$88,200.81	\$81.34	\$0.00	\$88,282.15
TC0014	XXXXX-0263-0014	Equipment I&S (0850)	\$363,913.58	\$330.42	\$10,000.00	\$354,244.00
Total Texas CLASS			\$16,145,480.21	\$940,095.52	\$1,535,622.50	\$15,549,953.23

See Appendix A for details

Certificates of Deposit

Account	Account Description	Balance
CD0100	General Fund	\$3,750,000.00

See Appendix B for details



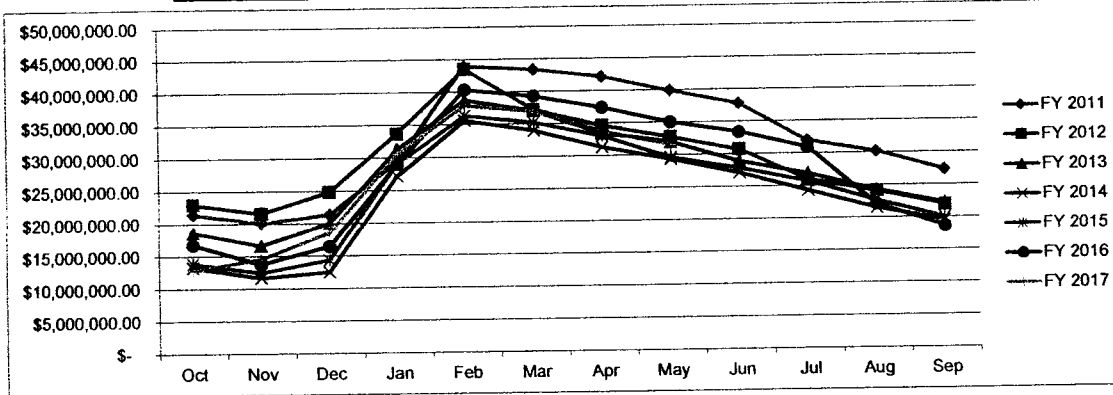
Outstanding Indebtedness

Description	Outstanding Amount	Last Payment Amount	Next Payment Due
Johnson County GO Refunding Bonds Series 2007	\$6,285,000.00	\$1,845,356.25	8/15/2017
Johnson County Tax Notes -Series 2013	\$2,890,000.00	\$26,299.00	11/15/2017
Johnson County CO Series 2015 (Jail Cionstruction)	\$ 20,605,000.00	939,501.65	8/15/2017

Combined Statement of Cash Position


FUND	FUND NAME	FUND TOTAL	NET FUND	INVESTMENTS	FUND TOTAL
0100	General Fund	\$17,849,426.13	\$2,113,822.54	\$ 11,612,759.94	\$31,576,008.61
0140	Law Library	\$158,455.21	\$0.00	\$0.00	\$158,455.21
0150	Road & Bridge #1	\$368,408.19	\$1,822,694.72	\$491,422.50	\$2,682,525.41
0160	Road & Bridge #2	\$1,084,485.58	\$949,894.77	\$98,284.50	\$2,132,664.85
0170	Road & Bridge #3	\$542,940.56	\$1,355,146.92	\$294,853.50	\$2,192,940.98
0180	Road & Bridge #4	\$1,081,788.59	\$1,222,806.15	\$393,138.00	\$2,697,732.74
0200	County Projects	\$59,048.49	\$0.00	\$0.00	\$59,048.49
0210	Records Mgt - Co Clerk	\$930,697.16	\$0.00	\$294,853.50	\$1,225,550.66
0220	Records Mgt - County	\$394,036.72	\$0.00	\$98,284.50	\$492,321.22
0225	Vital Statistics Preservation	\$111,130.40	\$0.00	\$0.00	\$111,130.40
0240	Election Services Contracts	\$312,033.61	\$0.00	\$0.00	\$312,033.61
0250	STOP Federal Forfeitures	\$4,429.32	\$0.00	\$0.00	\$4,429.32
0260	DA Forfeiture Funds	\$110,511.31	\$0.00	\$0.00	\$110,511.31
0270	JOCO Seizure Funds	\$5,724.41	\$0.00	\$0.00	\$5,724.41
0280	Sheriff Forfeiture Fund	\$9,887.91	\$0.00	\$0.00	\$9,887.91
0300	Special Crimes Ops	\$165,177.96	\$0.00	\$0.00	\$165,177.96
0320	Special Crimes Seizures	\$114,097.93	\$0.00	\$0.00	\$114,097.93
0330	JJAEP	\$124,763.74	\$0.00	\$0.00	\$124,763.74
0340	Juvenile Case Manager Fund	\$117,570.38	\$0.00	\$0.00	\$117,570.38
0350	Juvenile Probation Fees	\$31,463.61	\$0.00	\$0.00	\$31,463.61
0355	Unclaimed Juvenile Restitution Fund	\$482.83	\$0.00	\$0.00	\$482.83
0360	JP #1 Technology	\$143,861.18	\$0.00	\$0.00	\$143,861.18
0370	JP #2 Technology	\$50,069.17	\$0.00	\$0.00	\$50,069.17
0380	JP #3 Technology	\$74,619.02	\$0.00	\$0.00	\$74,619.02
0390	JP #4 Technology	\$98,967.27	\$0.00	\$0.00	\$98,967.27
0400	Courthouse Security	\$31,243.79	\$0.00	\$0.00	\$31,243.79
0410	Justice Court Security	\$79,321.30	\$0.00	\$0.00	\$79,321.30
0420	Custodial Funds	\$71,127.38	\$0.00	\$0.00	\$71,127.38
0450	Co Clerk Records Preservation	\$462,018.67	\$606,972.81	\$0.00	\$1,068,991.48
0460	Dist Clerk Records Preservation	\$67,683.81	\$0.00	\$0.00	\$67,683.81
0470	City & Dist Clerk Technology Fund	\$16,391.31	\$0.00	\$0.00	\$16,391.31
0480	City & Dist Clerk Technology Fund	\$227,146.67	\$0.00	\$0.00	\$227,146.67
0490	Court Records Preservation Fund	\$116,854.15	\$0.00	\$0.00	\$116,854.15
0500	Pecan Valley MHMR	\$0.00	\$0.00	\$0.00	\$0.00
0520	Disaster Recovery	\$0.00	\$0.00	\$0.00	\$0.00
0530	Capital Murder Fund	\$323,574.70	\$884,357.49	\$0.00	\$1,207,932.19
0550	Indigent Health Care	\$1,327,066.19	\$1,033,401.35	\$ 589,707.00	\$2,950,174.54
0590	Unclaimed Money	\$24,701.91	\$0.00	\$0.00	\$24,701.91
0600	Right of Way Fund	\$252,580.49	\$509,543.62	\$ 687,991.50	\$1,450,115.61
0720	Courthouse Restoration	\$61,183.06	\$0.00	\$0.00	\$61,183.06
0750	Equipment Purchase	\$208,414.83	\$0.00	\$0.00	\$208,414.83
0800	LEC Interest & Sinking	\$816,543.84	\$0.00	\$0.00	\$816,543.84
0850	Equipment Int. & Sinking Fund	\$2,446.86	\$354,244.00	\$0.00	\$356,690.86
0880	Criminal State Fees Fund	\$262,342.18	\$0.00	\$0.00	\$262,342.18
0890	Historical Commission	\$22,717.92	\$0.00	\$0.00	\$22,717.92
0970	Fee Officers Fund	(\$265,258.93)	\$0.00	\$0.00	(\$265,258.93)

LINE	DESCRIPTION	OPERATIONAL	INVESTMENT	FINANCIAL	TOTAL
1020	Pre-Trial Bond Supervision	\$119,119.39	\$0.00	\$0.00	\$119,119.39
1110	Special Crimes Ops	\$83,761.71	\$0.00	\$0.00	\$83,761.71
7010	Jail C5 Construction	\$0.00	\$0.00	\$0.00	\$0.00
7012	Jail C1 Construction	\$68,369.73	\$4,608,786.71	\$0.00	\$4,677,156.44
7050	Software Projects	\$154,642.50	\$88,282.15	\$0.00	\$242,924.65
7060	Emergency Ops Center Grant	\$126,281.02	\$0.00	\$0.00	\$126,281.02
8230	Cities Readiness Grant	\$0.00	\$0.00	\$0.00	\$0.00
8300	Edward Byrne (JAG) Local Solicitation	\$0.77	\$0.00	\$0.00	\$0.77
8400	Ed Byrne Memorial JAG Grant FY 10	\$22,082.38	\$0.00	\$0.00	\$22,082.38
8710	2013-14 Byrne JAG - Crime Reporting	\$0.00	\$0.00	\$0.00	\$0.00
8730	2014-15 Byrne JAG - Crime Scene Van	\$63,724.00	\$0.00	\$0.00	\$63,724.00
8760	Indigent Defense Formula Grant	\$0.00	\$0.00	\$0.00	\$0.00
8770	Indigent Defense Improvement Grant	\$0.00	\$0.00	\$0.00	\$0.00
9020	Juvenile Operations	\$0.00	\$0.00	\$0.00	\$0.00
9220	Community Supervision	\$0.00	\$0.00	\$0.00	\$0.00
9350	TCEQ LIP Grant	\$19,260.00	\$0.00	\$0.00	\$19,260.00
9380	Indigent Defense Formula Grant	\$59,649.61	\$0.00	\$0.00	\$59,649.61
9390	Indigent Defense Improvement Grant	\$30,545.05	\$0.00	\$0.00	\$30,545.05
9450	TCEQ Aircheck	\$0.00	\$0.00	\$0.00	\$0.00
Grand Total		\$28,799,612.97	\$15,549,953.23	\$ 14,561,294.94	\$58,910,861.14



as of	County	47,610,000.00	46,595,655.41	48,106,587.84	49,784,044.94
31-May-17	Tax Office	\$2,595,000.00	\$2,595,000.00	\$2,596,357.40	\$2,660,681.05
	Totals	\$50,205,000.00	\$49,190,655.41	\$50,702,945.24	\$52,444,725.99

LOCAL GOVERNMENT CODE: 134.026
COUNTY TREASURER'S REPORT TO COMMISSIONERS COURT AT REGULAR TERM.
(a) At least once a month at a regular term of the commissioners court, the county treasurer shall make a detailed report of:
(1) money received and disbursed;
(2) debts due to and owed by the county; and
(3) all other proceedings in the treasurer's office.



I certify the information in this report is true and correct to the best of my knowledge.

Debbie Rice
Debbie Rice, CCT/CIO


Johnson County Treasurer


6/15/17
Date


COUNTY TREASURER'S REPORT
IN THE MATTER OF COUNTY FINANCES
IN THE HANDS OF DEBBIE RICE
TREASURER OF JOHNSON COUNTY, TEXAS


COMMISSIONERS COURT
JOHNSON COUNTY, TEXAS
IN REGULAR SESSION
JULY TERM 2017


IN ACCORDANCE with Section 114.026, Local Government Code, we the undersigned, constituting the entire Commissioners Court of said County, certify that on the 26th day of JUNE, 2017, at the Regular term of Court, we compared and examined the monthly report of Debbie Rice, Treasurer of Johnson County, for JUNE 2017, and finding the same correct, entered an order in the Minutes approving said Report, which states total cash and other assets on hand as \$58,075,232.18


Roger Harmon, County Judge


Rick Bailey, Commissioner, Pct 1



Kenny Howell, Commissioner Pct. 2


Jerry D. Stringer, Commissioner, Pct. 3


Larry Woolley, Commissioner Pct. 4

SWORN TO AND SUBSCRIBED BEFORE ME, by Roger Harmon, County Judge and County Commissioner of said Johnson County, each respectively, on this the 26th day of JUNE, A.D. 2017




Becky Ivey, County Clerk and
Clerk of the Commissioners Court in and for
Johnson County, Texas.

FILED FOR RECORD THIS _____ DAY OF _____ A.D., 2017 and recorded in the minutes of the Court for the term in which the affidavits are filed on the _____ day of _____, A.D. 2017

Attest: Becky Ivey, County Clerk

**Appendix A
Current Bond Holdings**

TYPE	RATE	MATURITY DATE	FACE VALUE	MARKET VALUE
CD	1.050%	12/07/17	\$ 249,000.00	\$249,000.00
CD	1.210%	06/08/18	\$ 249,000.00	\$249,000.00
CD	0.860	07/27/17	\$ 249,000.00	\$249,000.00
CD	1.000	12/26/17	\$ 249,000.00	\$249,000.00
CD	0.950%	03/13/18	\$ 249,000.00	\$249,000.00
CD	1.150%	12/14/17	\$ 249,000.00	\$249,000.00
CD	1.000%	12/08/17	\$ 249,000.00	\$249,000.00
CD	1.050%	12/07/17	\$ 249,000.00	\$249,000.00
FHLMC	1.500%	01/17/20	\$ 500,000.00	\$ 500,650.00
FHLMC	5.50%	08/23/2017	\$ 500,000.00	\$ 505,110.00
FNMA	0.875%	05/21/2018	\$ 525,000.00	\$ 523,152.00
FNMA	1.750%	9/12/19	\$ 500,000.00	\$ 503,920.00
US Treas	1.500%	10/31/19	\$ 1,000,000.00	\$ 1,003,980.00
US Treas	1.625%	3/15/20	\$ 300,000.00	\$ 301,827.00
US Treas	1.250%	10/31/18	\$ 500,000.00	\$ 500,175.00
US Treas	1.500%	1/31/19	\$ 550,000.00	\$ 552,233.00
US Treas	1.500%	3/31/19	\$ 550,000.00	\$ 552,365.00
US Treas	1.500%	5/31/19	\$ 500,000.00	\$ 502,150.00
US Treas	1.500%	8/31/18	\$ 500,000.00	\$ 501,760.00
US Treas	1.625%	7/31/19	\$ 500,000.00	\$ 503,420.00
US Treas	2.375%	6/30/18	\$ 500,000.00	\$ 506,095.00
US Treas	2.375%	7/31/17	\$ 500,000.00	\$ 501,275.00
US Treas	2.875%	3/31/18	\$ 500,000.00	\$ 506,895.00
US Treas	4.250%	11/15/17	\$ 500,000.00	\$ 506,995.00
COMENITY CAPITAL BNK	1.200%	5/31/18	\$ 100,000.00	\$ 99,473.70
DMB CMNTY BK	1.300%	7/30/18	\$ 249,000.00	\$ 247,819.24
FSG FUND	N/A	N/A	\$ 278,126.03	\$ 278,126.03
CASH	N/A	N/A	\$ 3,750.00	\$ 3,750.00

**Appendix B
Securities of Deposits**

CD Number	Account Number	Source	Face Value	Interest Rate	Maturity	Bank
CD0100	XXXXXXKZ7	General Fund	\$ 250,000.00	0.70%	6/14/2017	Cathay Bk Los Angeles Calif
CD0100	XXXXXT2S1	General Fund	\$ 250,000.00	0.75%	9/13/2017	Beal Bank SSB
CD0100	XXXXXXEW8	General Fund	\$ 250,000.00	0.75%	9/14/2017	Lone Star Natl Bk Pharr Tex
CD0100	XXXXXXGF9	General Fund	\$ 250,000.00	0.85%	9/22/2017	Bank LEUMI USA New York
CD0100	XXXXLCH0	General Fund	\$ 250,000.00	1.10%	4/19/2018	Home Savings Bank
CD0100	XXXXXXU24	General Fund	\$ 250,000.00	1.40%	7/25/2018	Capital One Bk USA Natl Assn Glen Allen VA
CD0100	XXXXXXV83	General Fund	\$ 250,000.00	1.40%	7/26/2018	Ally Bk Midvale Utah
CD0100	XXXXXXEJ1	General Fund	\$ 250,000.00	1.40%	8/1/2018	Wells Fargo
CD0100	XXXXXTDD1	General Fund	\$ 250,000.00	1.30%	9/19/2018	Franklin Synergy Bank
CD0100	XXXXXXCL7	General Fund	\$ 250,000.00	1.45%	3/29/2019	Isabella Bank
CD0100	XXXXXQU3	General Fund	\$ 250,000.00	1.55%	4/5/2019	Peoples United Bank
CD0100	XXXXXSXY7	General Fund	\$ 250,000.00	1.60%	10/15/2019	KeyBank National Association
CD0100	XXXXXBAH9	General Fund	\$ 250,000.00	1.60%	1/24/2020	Citizens Community Federal
CD0100	XXXXXEAG4	General Fund	\$ 250,000.00	1.65%	3/31/2020	Covenant Bank
CD0100	XXXXXPBNO	General Fund	\$ 250,000.00	1.70%	4/13/2020	East Boston Savings Bank